


INDOOR/OUTDOOR PRETERMS SINGLE/MULTI LOOSE TUBE (UP TO 144FO)



Browse on Mobile

 [Browse on Web](#)

NEXCONEC[®] Indoor/Outdoor Preterms offers quick and cost-effective installation for interbuilding, LAN or Campus wide network. The indoor/outdoor preterms are available in Loose Tube and Tight Buffer cable options with special designed modules to breakout individual fibers.

We manufacture preterms with superior fiber/cable performance to withstand outdoor harsh environments and high quality connectors, which offers improved link loss budgets. These preterms are available in 12 up to 144 single-mode or multimode fibers.

FEATURES

- ✓ Up to 144 fibers available
- ✓ Available in standard Single mode and Multimode fiber options
- ✓ Available in LC, SC, FC, ST and other connector types
- ✓ Pulling system optional
- ✓ Conforms to IEC, EIA-TIA, and Telcordia performance requirements
- ✓ RoHS, REACH & SvHC compliant, Materials Conflict compliant
- ✓ 900µm or 2mm ruggedized tails

APPLICATIONS

- ✓ Telecommunication networks
- ✓ LAN or Campus wide Network
- ✓ Internal/External Application
- ✓ Supports up to 100G applications
- ✓ Indoor & Outdoor Jacket Material

SINGLE FERRULE CONNECTOR SPECIFICATIONS

Parameters	IL – Max	IL – Typical	RL (PC/APC)
SM – Standard	≤ 0.30 dB	≤ 0.20 dB	> 55/65 dB
SM – Premium	≤ 0.15 dB	≤ 0.12 dB	> 55/65 dB
MM – Standard	≤ 0.30 dB	≤ 0.18 dB	> 28 dB
MM – Premium	≤ 0.15 dB	≤ 0.08 dB	> 28 dB

CABLE CHARACTERISTICS

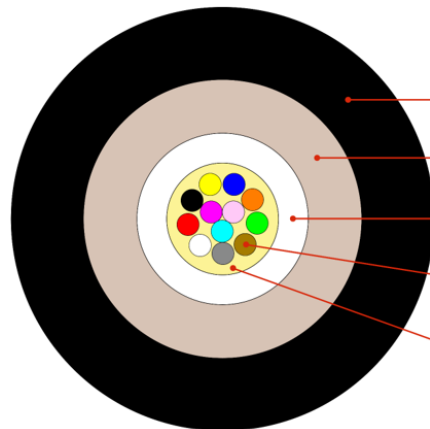
Parameter	Unit	Value					
Fiber Count		12F	24F	48F	72F	96F	144F
Number of Fibers per Tube		12	24	12	12	12	12
Number of Loose Tubes		1	1	4	6	8	12
Outer Diameter (±0.3)	mm	6.8	6.8	10.5	11.1	12.6	15.6
Tail Diameter	mm	900µm or 2.0mm					
Tensile Strength (Long Term)	N	500	500	600	600	600	600
Tensile Strength (Short Term)	N	1000	1000	1500	1500	1500	1500
Crush Resistance (Long Term)	N/100mm	200	200	300	300	300	300
Crush Resistance (Short Term)	N/100mm	1000	1000	1000	1000	1000	1000
Min. Bending Radius	mm	10D (Static) / 20D (Dynamic)					
Loose Tube Material		PBT					
Cable Jacket Material		LSZH or PE					
Central Strength Member		FRP					
Strength Member		E-glass					
Storage Temperature	°C	-40 ~ +70					
Operating Temperature	°C	-40 ~ +70					
Installation Temperature	°C	-10 ~ +50					
Compliance		RoHS, REACH & SvHC					

FIBER & LOOSE TUBE COLORS

1	2	3	4	5	6
Blue	Orange	Green	Brown	Grey	White
7	8	9	10	11	12
Red	Black	Yellow	Violet	Pink	Aqua

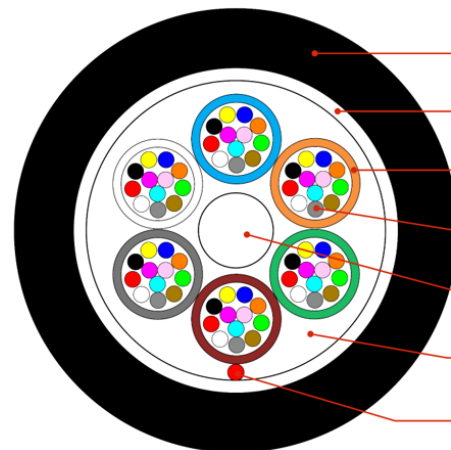
CABLE CONSTRUCTION DIAGRAM

Single Loose Tube (SLT)



- Outer Jacket
- E-Glass Strength Member
- PBT Loose Tube
- Optical Fibers
- Water Repellent Thixotropic Gel

Multi Loose Tube (MLT)



- Outer Jacket - PE or LSZH
- Water Blocking Tape
- PBT Loose Tube - Gel Filled
- 250µm Fiber
- FRP Strength Member
- Water Blocking Aramid Yarn
- Rip Cord

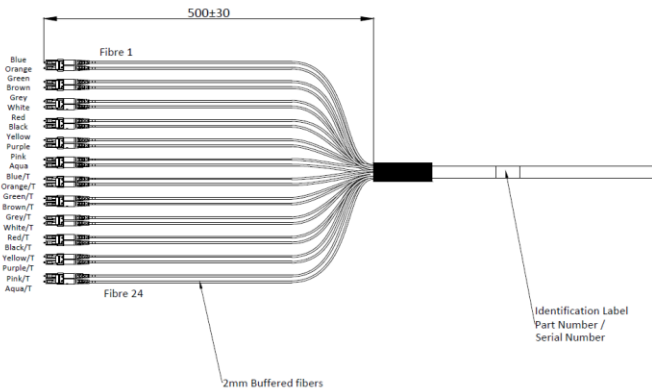
ORDER INFORMATION

Ask Sales for Order Details: sales@nexconec.com

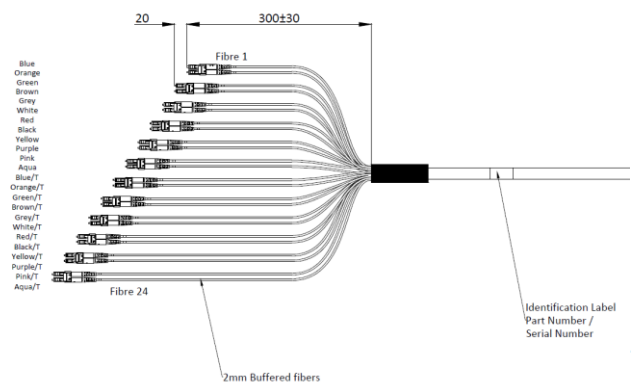
Or [Contact Us](#) by filling website contact form, one of our colleagues will get back to you shortly!

CABLE TAIL CONFIGURATION OPTIONS

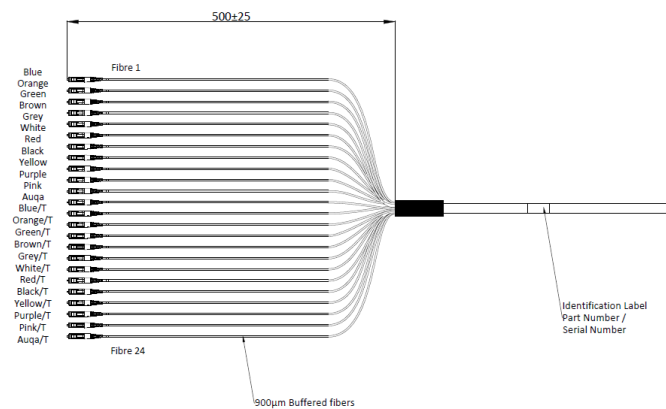
Fan-Out Ruggedized 2.0mm



Staggered Fan-Out Ruggedized 2.0mm



Fan-Out Buffered 0.9mm



Staggered Fan-Out Buffered 0.9mm

